

2025 Paint Horse Show Pattern Book





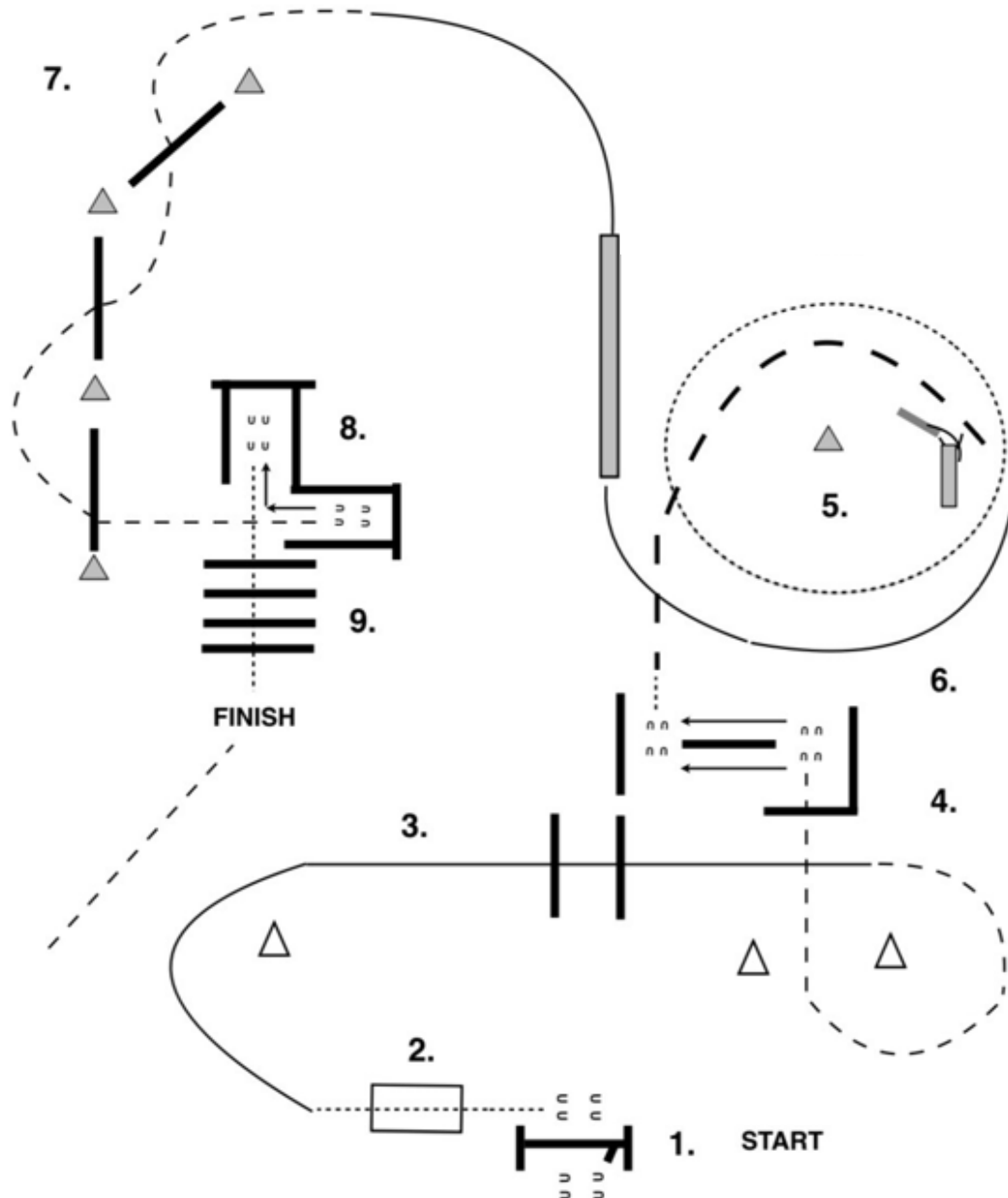
2025 Paint Horse Show



Ranch Trail

Amateur | Open | Youth

Show Date: 03-15-2025



1. WORK GATE.
2. WALK OVER BRIDGE.
3. LOPE AROUND CONE, LOPE OVER LOGS (RIGHT LEAD).
4. TROT BETWEEN CONES, TROT OVER LOG, STOP AND SIDE PASS OVER LOG TO THE LEFT, AND WALK FORWARD.
5. EXTEND THE TROT TO DRAG, WORK DRAG. YOUTH CARRY OBJECT AROUND CONE. OPTION TO WALK OR TROT AROUND CONE IN ALL CLASSES.
6. LOPE RIGHT LEAD TOWARD TOP OF ARENA AND CHANGE LEADS SIMPLE OR FLYING.
7. TROT THROUGH SERPENTINE, TROT OVER LOGS, TROT INTO CHUTE.
8. BACK BETWEEN LOGS, BACK AROUND CORNER.
9. WALK OUT CHUTE, WALK OVER LOGS.



2025 Paint Horse Show



Ranch Horse Pleasure

Open | Amateur | Youth

Show Date: 03-15-2025

PATTERN II

- **Ordinary Walk - 30 feet**
- **Lope - 150 feet**
- **Extended Lope - 200 feet**
- **Trot - 120 feet**
- **Stop and Reverse (Either Direction)**
- **Extended Walk - 75 feet**
- **Trot - 90 feet**
- **Extended Trot - 240 feet**
- **Lope - 150 feet**
- **Stop and Back**



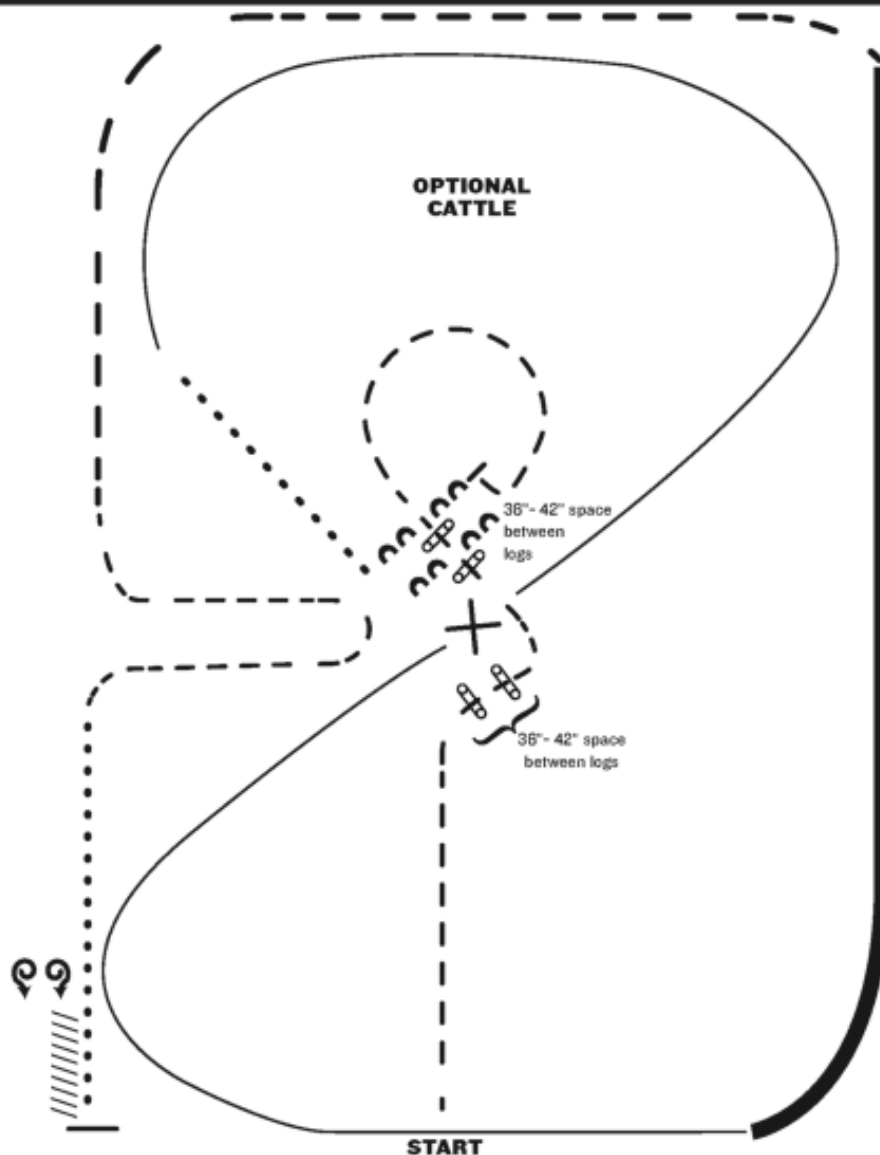
2025 Paint Horse Show



Ranch Riding

Open | Amateur | Youth

Show Date: 03-15-2025



1. Trot
2. Trot two sets of logs
3. Trot circle, stop and side pass log left
4. Walk
5. Lope right lead
6. Change leads (simple or flying)
7. Lope left lead
8. Extended lope (left lead)
9. Extended trot
10. Trot
11. Walk
12. Stop and back
13. 360 degree turn each direction (either direction 1st) (L-R or R-L)

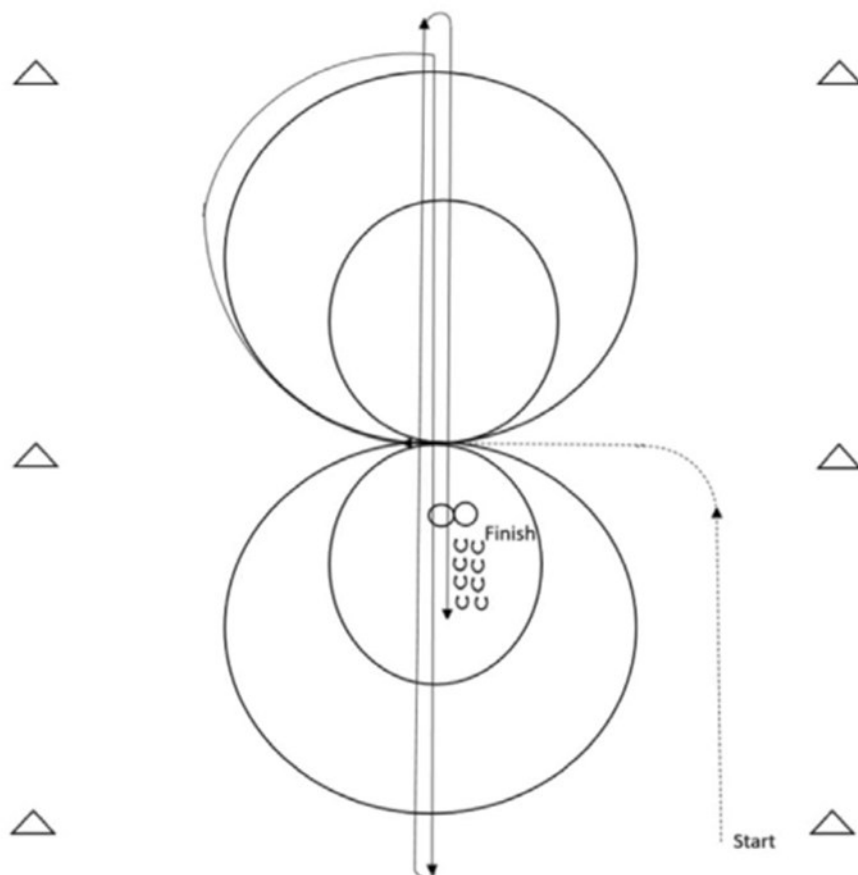
Note: The drawn description of this pattern is only intended for the general depiction of the pattern. Exhibitors should utilize the arena space to best exhibit their horses.

2025 Paint Horse Show

Ranch Reining

Open | Amateur | Youth

Show Date: 03-15-2025



Trot to center of Arena, Stop. Start pattern facing towards Judge.

1. Beginning on the right lead complete two circle to the right, The first circle small and slow, the next circle large and fast, Change leads at the center of arena.
2. Complete two circles to the left, The first circle small and slow, the next circle large and fast, Change leads in the center of the arena.
3. Begin large circle to right, but do not close the circle. Run down center of arena past the end marker and do a right roll back, no hesitation.
4. Run up the middle to the other end of the arena past the end marker and do a left roll back, no hesitation.
5. Run past the center marker, stop, back 10 feet.
6. 1 spin to right, 1 spin to left. Hesitate to complete pattern.



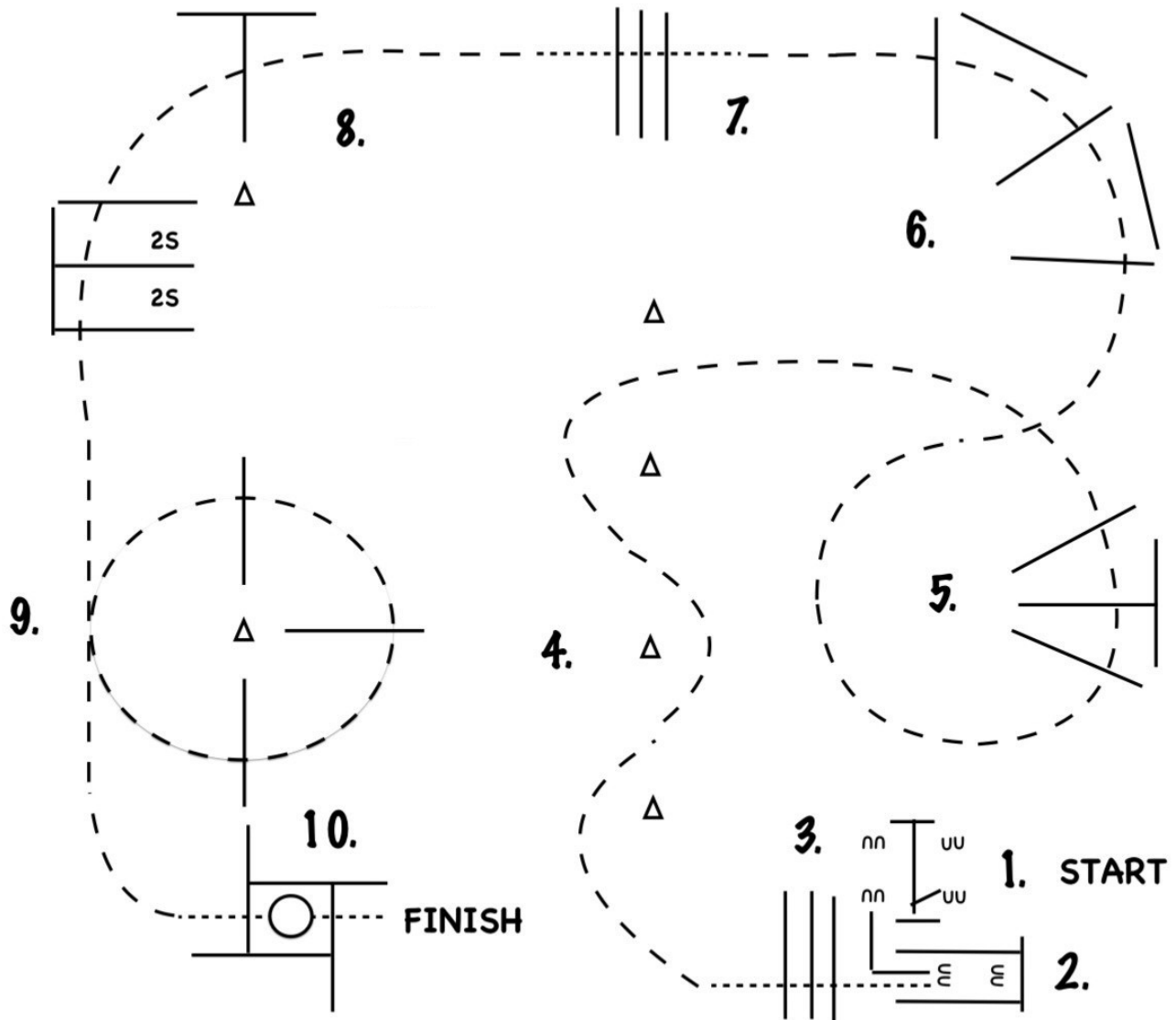
2025 Paint Horse Show



Trail

Youth Walk Trot (5-10) | Amateur Walk Trot

Show Date: 03-15-2025



1. WORK GATE RIGHT HAND. YOUTH NO ROPE
2. BACK FROM GATE, BACK AROUND CORNER.
BACK BETWEEN POLES.
3. WALK OUT CHUTE, WALK OVER POLES.
4. JOG THROUGH SERPENTINE.
5. JOG OVER POLES.
6. JOG OVER POLES.

7. STOP OR BREAK TO THE WALK
WALL OVER POLES.
8. JOG OVER POLES.
9. JOG OVER POLES.
10. STOP OR BREAK TO THE WALK.
WALK INTO BOX,
EXECUTE A 360 TURN EITHER WAY,



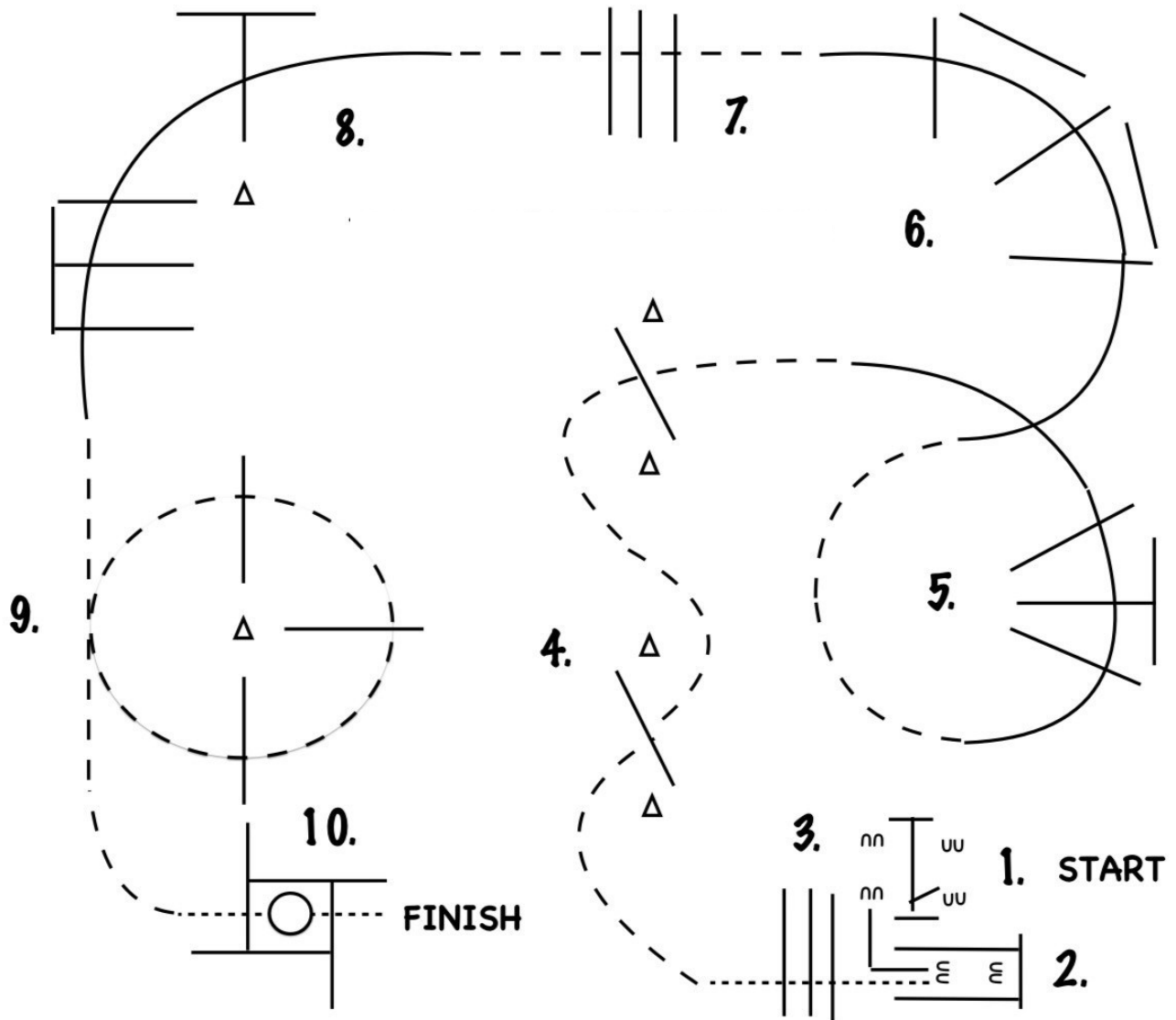
2025 Paint Horse Show



Trail

Novice Youth | Green | Novice Amateur | Youth 13 & U | Youth 18 & U | Amateur | All Ages

Show Date: 03-15-2025



1. WORK GATE RIGHT HAND.
2. BACK FROM GATE, BACK AROUND CORNER.
BACK BETWEEN POLES.
3. WALK OUT CHUTE, WALK OVER POLES.
4. JOG THROUGH SERPENTINE, JOG OVER POLES.
5. LOPE OVER POLES (RIGHT LEAD).
6. BREAK TO THE JOG, THEN
LOPE OVER POLES (LEFT LEAD).
7. BREAK TO THE JOG, JOG OVER POLES.
8. LOPE OVER POLES (LEFT LEAD).
9. BREAK TO THE JOG, JOG OVER POLES.
10. STOP OR BREAK TO THE WALK.
WALK INTO BOX,
EXECUTE A 360 TURN EITHER WAY,
WALK OUT BOX, WALK OVER POLE.



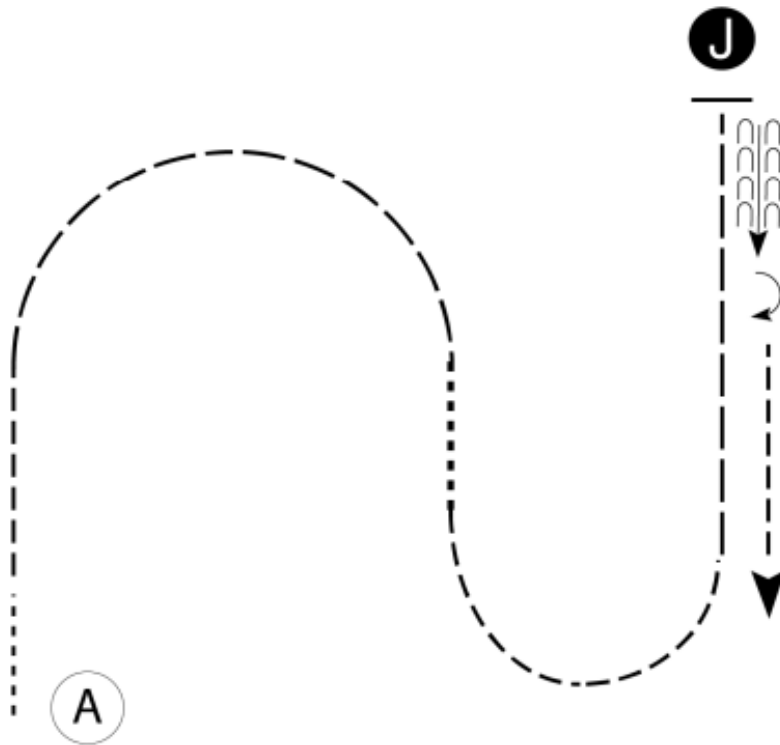
2025 Paint Horse Show



Showmanship

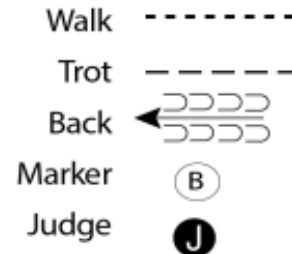
Novice Youth | Novice Amateur | Youth 13 & Under

Show Date: 03-16-2025



Be ready at A.

1. Walk FORWARD two horse lengths then trot.
2. Extended trot half circle.
3. Walk FORWARD one horse length.
4. Trot in a half circle.
5. Extended trot to Judge and stop.
6. Set up.
7. Inspection.
8. When dismissed, back approximately two horse lengths.
9. Perform a 180 degree turn and trot to exit.





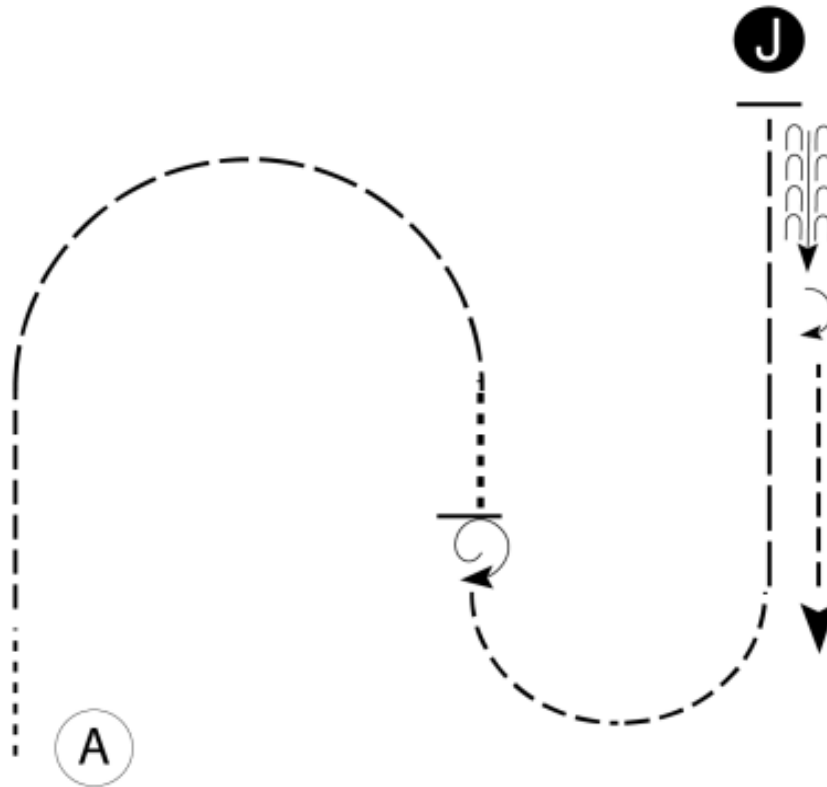
2025 Paint Horse Show



Showmanship

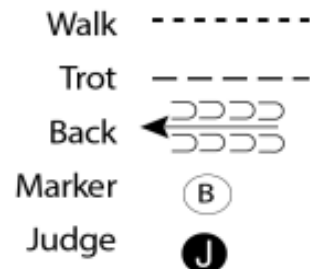
Amateur | Youth 18 & Under

Show Date: 03-16-2025



Be ready at A.

1. Walk FORWARD two horse lengths then trot.
2. Extended trot half circle.
3. Walk FORWARD one horse length.
4. Stop and perform a full turn.
5. Trot in a half circle.
6. Extended trot to Judge and stop.
7. Set up.
8. Inspection.
9. When dismissed, back approximately two horse lengths.
10. Perform a 180 degree turn and trot to exit.





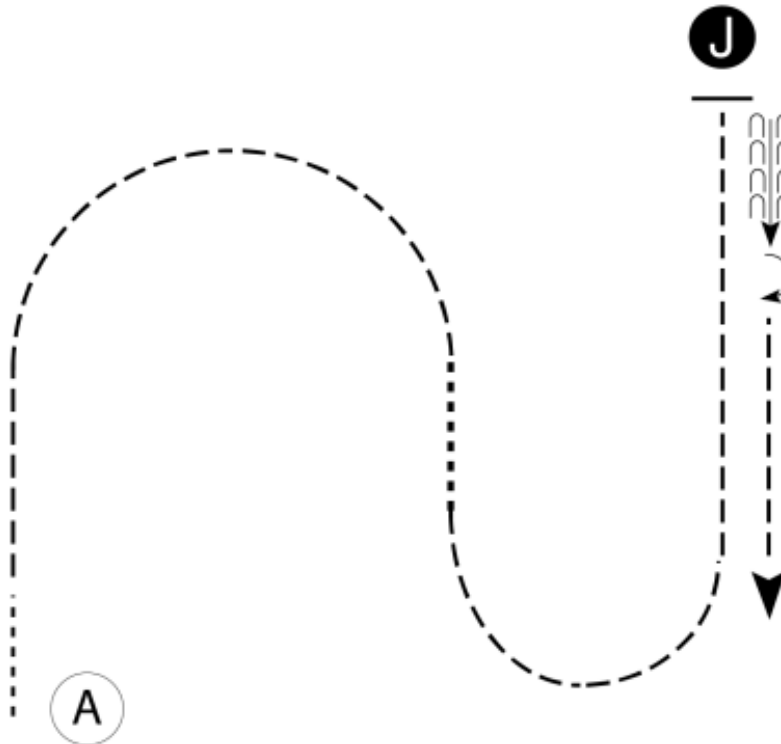
2025 Paint Horse Show



Showmanship

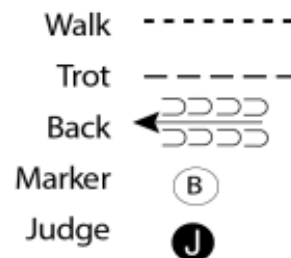
Youth Walk Trot (5-10)

Show Date: 03-16-2025



Be ready at A.

1. Walk FORWARD two horse lengths then trot.
2. Trot half circle.
3. Walk FORWARD one horse length.
4. Trot in a half circle and to Judge. Stop.
5. Set up.
6. Inspection.
7. When dismissed, back approximately two horse lengths.
8. Perform a 180 degree turn and trot to exit.





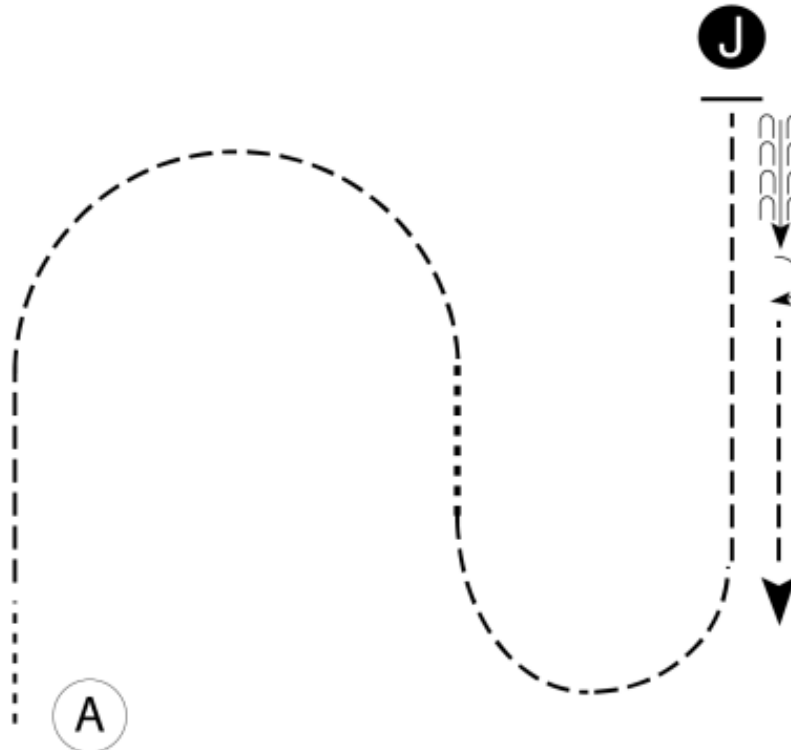
2025 Paint Horse Show



Showmanship

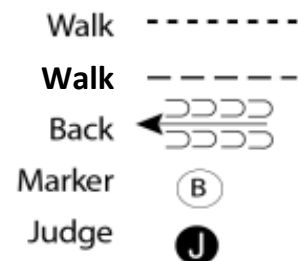
Amateur Walk Trot (WALK ONLY)

Show Date: 03-16-2025



Be ready at A

1. Walk FORWARD two horse lengths.
2. Walk half circle.
3. Walk FORWARD one horse length.
4. Walk in a half circle and to Judge. Stop.
5. Set up.
6. Inspection.
7. When dismissed, back approximately two horse lengths.
8. Perform a 180 degree turn and walk to exit.



Follow the instructions of your ring steward.



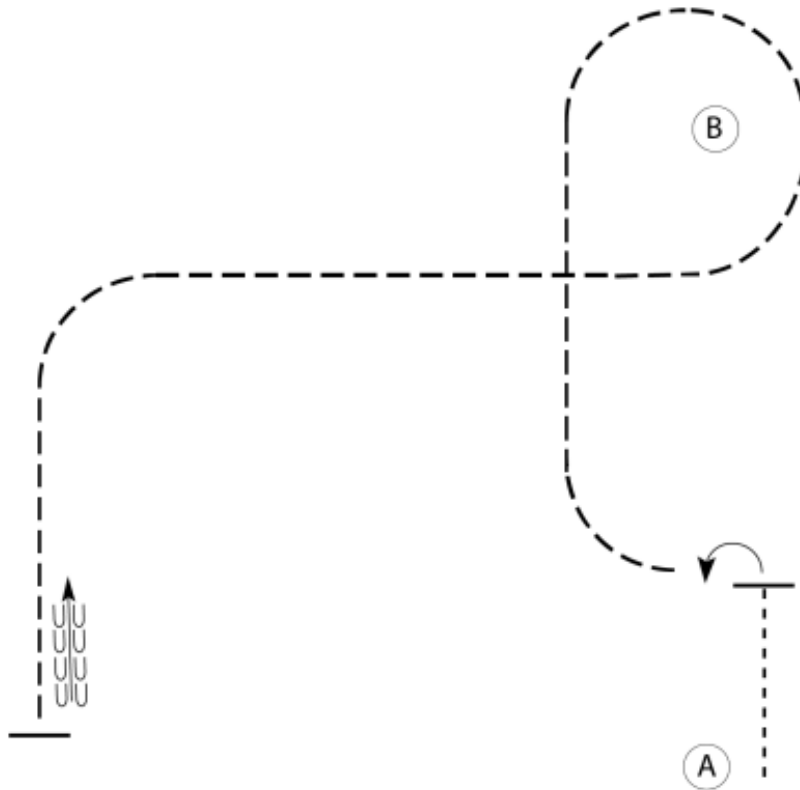
2025 Paint Horse Show



Hunt Seat Equitation

Amateur Walk Trot | Youth Walk Trot

Show Date: 03-16-2025



Be ready at A.

1. Walk 2 horse lengths.
2. Stop and perform a 90 degree turn on the forehand left.
3. Sitting trot 1 corner until even with B.
4. At B, posting trot on the left diagonal around B and half the line.
5. Change diagonals.
6. Posting trot on the right diagonal around 1 corner and until even with A.
7. Stop and back 5 steps. Pattern is complete.

Walk	-----
Trot	- - - - -
Extended Trot	-----
Canter	-----
Leg Yield	
Lead Change	↘
Back	←←←←←
Marker	Ⓚ
Sidepass	←←←←←
Hand Gallop	-----



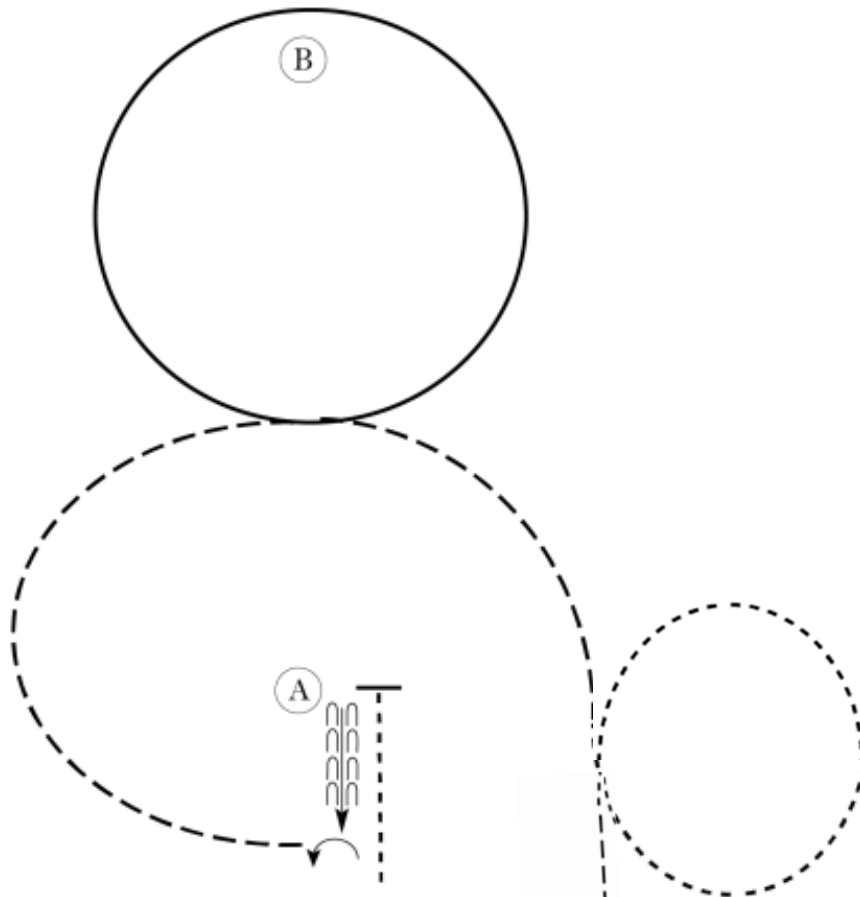
2025 Paint Horse Show



Hunt Seat Equitation

Novice Youth | Novice Amateur | Youth 13 & Under

Show Date: 03-16-2025



Be ready before A.

1. Walk to A. Back approximately one horse length then perform a 1/4 turn on the forehand left.
2. Posting trot on the left diagonal to center.
3. Canter a circle around B on the left lead.
4. Break to a sitting trot in center and trot until even with A.
5. Walk a full circle.
6. Posting trot on the right diagonal to exit.

Follow the instructions of your ring steward.

Walk	-----
Trot	-----
Extended Trot	-----
Canter	-----
Leg Yield	
Lead Change	↙ ↘
Back	←←←←
Marker	⊙ B
Sidepass	←←←←
Hand Gallop	-----



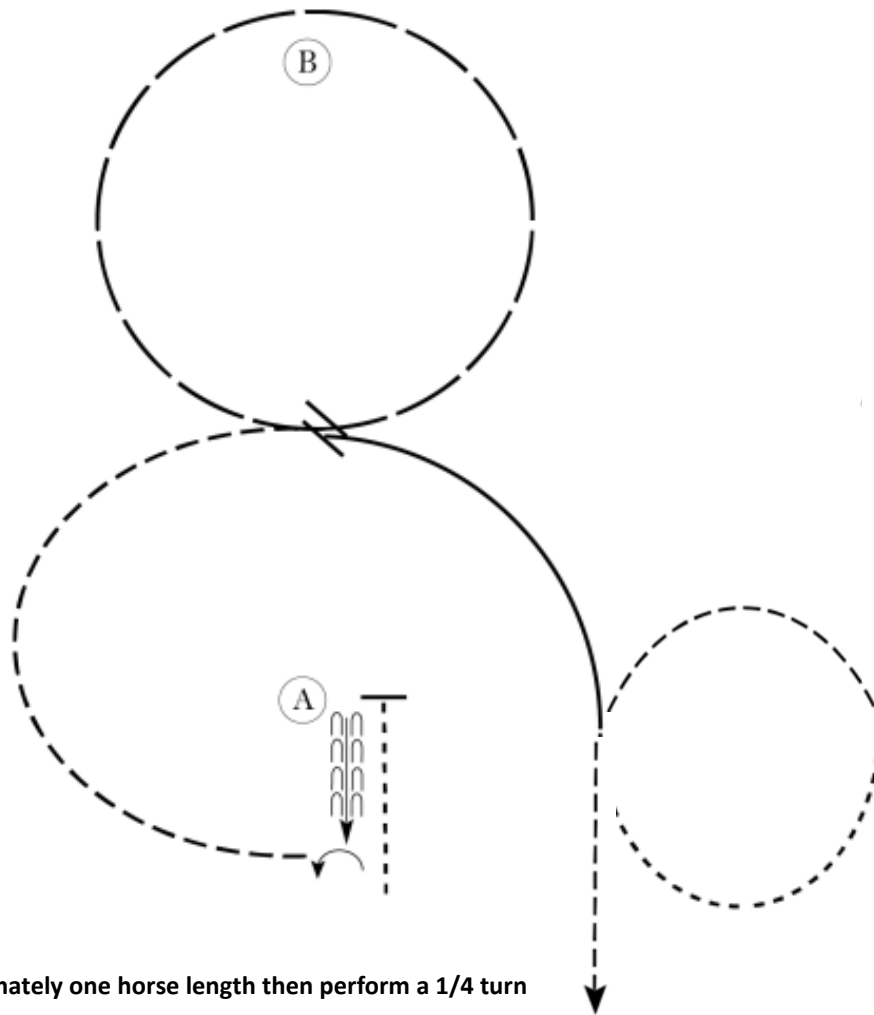
2025 Paint Horse Show



Hunt Seat Equitation

Youth (18 & Under) | Amateur

Show Date: 03-16-2025



Be ready before A.

1. Walk to A. Back approximately one horse length then perform a 1/4 turn on the forehand left.
2. Posting trot on the left diagonal to center.
3. Hand gallop a circle around B on the left lead.
4. Change leads (simple or flying) in the center and canter on the right lead until even with A.
5. Walk a half circle.
6. Posting trot on the right diagonal to exit.

Walk	-----
Trot	- - - - -
Extended Trot	— — — — —
Canter	—————
Leg Yield	
Lead Change	— / —
Back	← ← ← ← ←
Marker	⊙ B
Sidepass	← ← ← ← ←
Hand Gallop	— — — — —

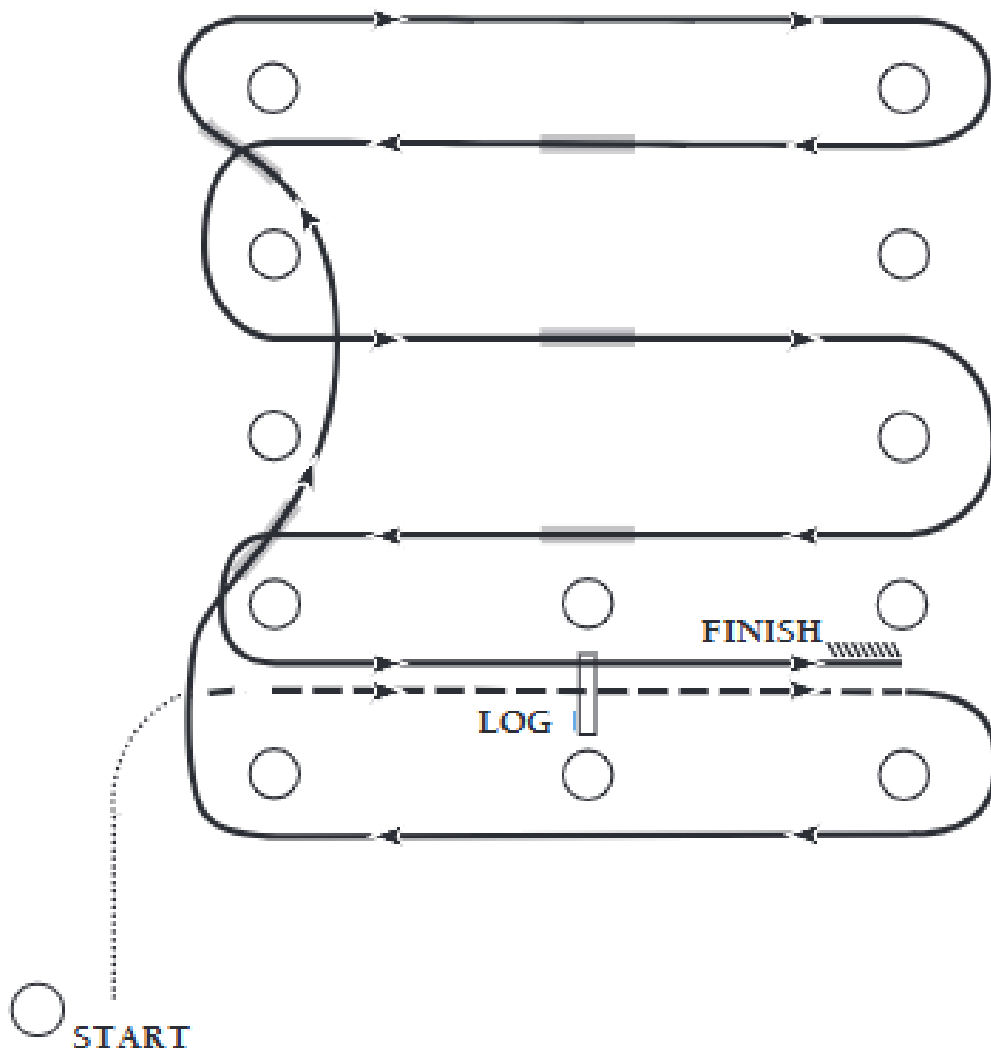
Follow the instructions of your ring steward.

2025 Paint Horse Show

Western Riding

Green

Show Date: 03-17-2025



1. Walk at least 15 feet from start cone to the first marker, as drawn, transition to jog, jog over log.
2. Transition to right lead and lope around end.
3. First line change.
4. Second line change, lope around end of arena.
5. First crossing change.
6. Second crossing change.
7. Third crossing change.
8. Lope over log.
9. Lope, stop and back.



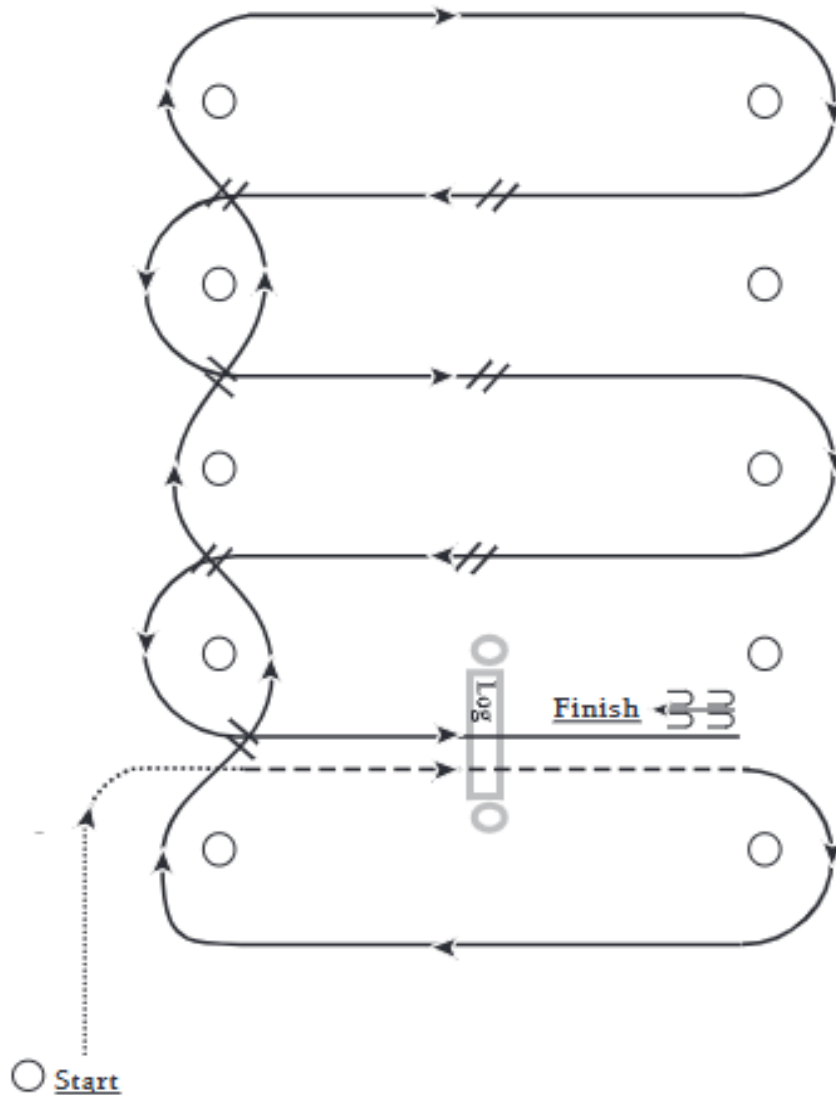
2025 Paint Horse Show



Western Riding

Amateur | Youth 18 & Under | Open

Show Date: 03-17-2025



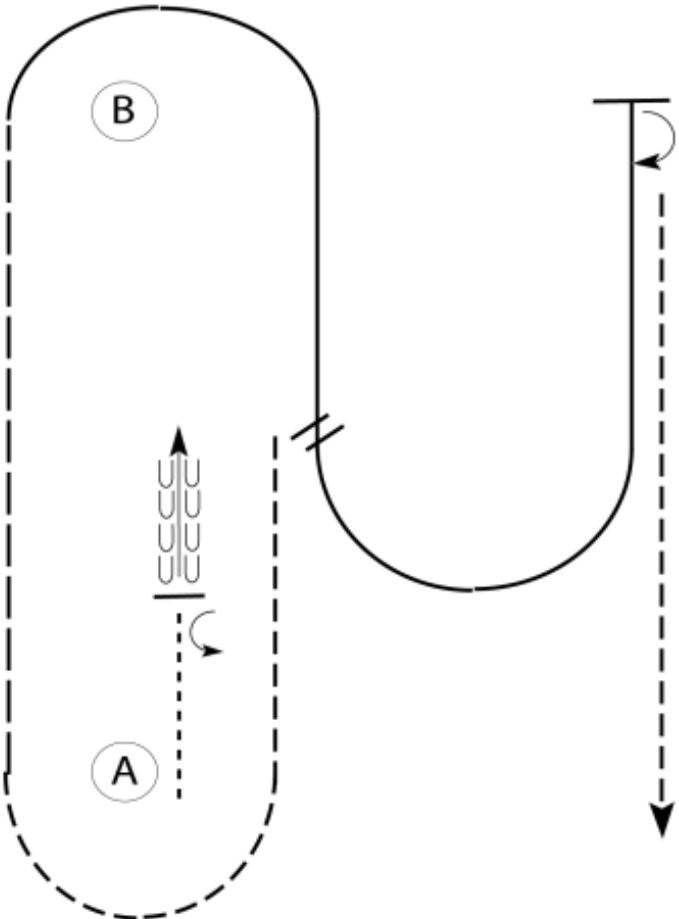
1. Walk at least 15 feet from the start cone to the first marker, as drawn, transition to jog, jog over log.
2. Transition to lope, lope to right around end.
3. First line change.
4. Second line change.
5. Third line change.
6. Fourth line change.
7. First crossing change.
8. Second crossing change.
9. Third crossing change.
10. Lope over log.
11. Lope, stop and back.

2025 Paint Horse Show

Western Horsemanship


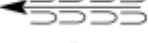

Novice Youth | Novice Amateur | Youth 13 & Under

Show Date: 03-17-2025



Be ready at A.

1. Walk approximately two horse lengths forward.
Stop and perform a 1/2 turn left.
2. Back approximately two horse lengths then jog to and around A.
3. Extend the jog to B.
4. Right lead lope around B and halfway to A.
5. Perform a simple lead change and lope a half circle until even with B.
6. Stop and perform a 180 degree turn to the right and jog to finish.

Walk	-----
Jog	-----
Extended Jog	-----
Lope	—————
Lead Change	
Back	
Marker	



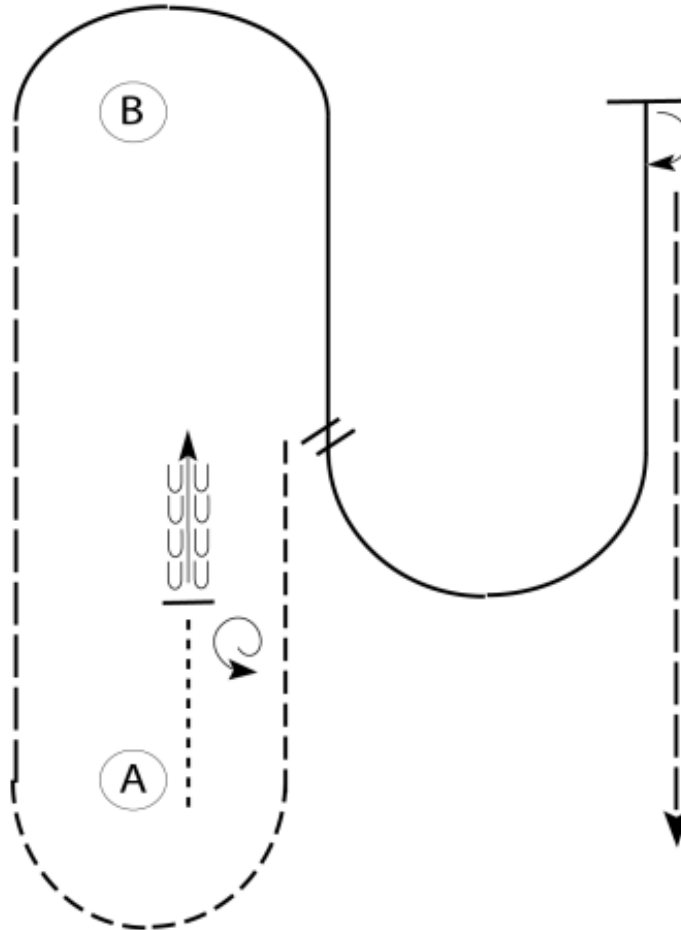
2025 Paint Horse Show



Western Horsemanship

Amateur | Youth 18 & Under

Show Date: 03-17-2025



Be ready at A.

1. Walk approximately two horse lengths forward. Stop and perform 1 1/2 turn left.
2. Back approximately two horse lengths then jog to and around A.
3. Extend the jog to B.
4. Right lead lope around B and halfway to A.
5. Change leads (simple or flying) and lope a half circle until even with B.
6. Stop and perform a 180 degree turn to the right and extend the jog to finish.

Walk	-----
Jog	-----
Extended Jog	-----
Lope	-----
Lead Change	
Back	
Marker	



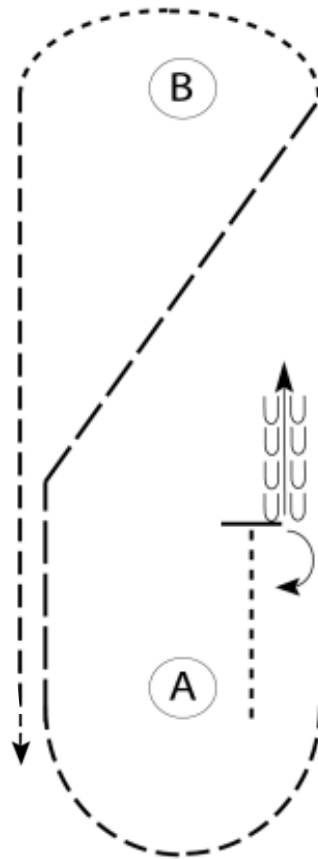
2025 Paint Horse Show



Western Horsemanship

Amateur Walk Trot | Youth Walk Trot (5-10)

Show Date: 03-17-2025



Be ready at A.

1. Walk approximately two horse lengths from A. Stop and perform a 1/2 turn right.
2. Back approximately one horse length then walk to A.
3. Jog around then extend the job in a straight line then diagonal line to B.
4. Break to the walk and walk around B.
5. Jog to exit.

Walk	-----
Jog	-----
Extended Jog	-----
Lope	—————
Lead Change	
Back	
Marker	